

SONY

PCG-K66P

MADE IN JAPAN



Style to satisfy. Power to please.

vaio

www.sony.co.jp/overseas/vaio

Enhance your lifestyle with power and ease

The good looking VAIO PCG-K66P meets your everyday needs with potent performance and user-friendly operation. You'll bask in the startling clarity of Sony's Clear Bright LCD and revel in the astounding freedom of one-click DVD video creation. Leading-edge technology never matched your elegant lifestyle so completely.

PCG-K66P

Dimensions 329.0 × 42.0-56.0 × 277.5mm (W×H×D)
Weight Approx. 3.5kg (including standard battery)

Create your own DVD videos!

Stylish Design

Elegant two-tone finish

Light silver merges with metallic black in a two-tone scheme that attracts from any angle. The keyboard and all slots, including that of the DVD±RW drive, feature the same metallic black finish. This gives the VAIO PCG-K66P an appealing look of quality and unified refinement.

Distinctive lines

When viewed from the side, the bold lines of VAIO PCG-K66P become clearly apparent. The wedge-shaped base supports a slanted keyboard and palm rest area that contribute to a more natural and pleasurable typing experience. It's a difference you can see, as well as feel.

Meticulous attention to detail

VAIO PCG-K66P has a look of exquisite craftsmanship, thanks to its highly refined finish and various stylish accents. A silver inlaid VAIO logo graces the top and an eye-catching Memory Stick mark highlights the otherwise subdued palm rest area. Even the LED indicators are uniquely designed. Located to the right, above the keyboard and beneath a silver mesh that also houses the speakers, they illuminate with a colourful glow that adds pleasure to the VAIO PCG-K66P experience.

Visual Freedom

DVD videos in one click!

The PCG-K66P enables fun and easy DVD video creation. Simply load the DVD±RW drive with your choice of DVD media, connect your DV or MICROMV Handycam*, and click the "Create DVD!" button. Sony's excellent Click to DVD software lets you create your own Hollywood-style DVD masterpiece with a single click. Adding chapter menus and colourful templates, trimming, editing and importing still photos is a breeze with Click to DVD!

* Availability depends on region.

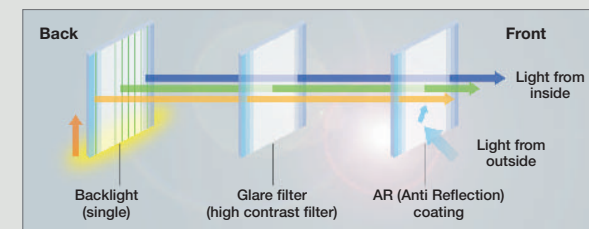
Fluent DVD writing

You can write to DVD+R/RW and DVD-R/RW and overwrite DVD+R and DVD-RW discs for everyday use such as storing data with Drag'n Drop CD+DVD software. You can also make DVD videos or archive your favourite movies with Click to DVD. It's easy to append/edit data on DVD media — even after it has been recorded* — for seamless backups, and utilise write-once formats when you need to protect your data from being erased. Buffer under-run error protection assures consistently high quality copies every time.

* Once DVD video has been recorded on DVD media, the media can no longer be appended/edited.

Clear Bright LCD: the name says it all

The 15" Clear Bright LCD (1024 × 768) brings out all the beauty of your images, letting you more fully enjoy the PCG-K66P. This bright screen displays images more vividly at higher contrast and its glare filter curbs light diffusion without dimming brightness, realising blacker blacks and more vivid colours. An AR coating also minimises annoying reflection from external light sources, resulting in an easier to view display. You'll find it perfect for viewing DVDs and 3D games and editing video images.



Clear Bright LCD features



Note: Screen image is simulated.

Advanced external graphics accelerator

In addition to the pleasingly clear LCD, this remarkable new VAIO delivers extra smooth playback of graphics courtesy of a sophisticated ATI MOBILITY™ RADEON™ 9200 external graphics accelerator. Want to enjoy DVD movies or play the latest 3D games? You'll be more than satisfied with the performance of the new, accelerated VAIO PCG-K66P.



High performance CPU with high speed front side bus

Intel® Pentium® 4 processor 2.80GHz with 533MHz system bus processes your instructions much faster and more efficiently. Moreover, memory is expandable to 1GB* (default memory size is 512MB). Windows® XP Professional tops off this powerfully attractive 15" VAIO notebook.

* By removing two pre-installed 256MB memory modules and adding two 512MB memory modules.

Sony recommends Microsoft® Windows® XP.

Full Connections

Built-in Wireless LAN 802.11b/g

Straight out of the box, a front Wireless Switch links PCG-K66P with your home or office 2.4GHz Wireless LAN Access Point with a single flick.* You can move around freely surfing the Net, sending and receiving email, etc. Your office desktop will look cleaner without messy cables and can be moved without affecting connectivity. What's more, the PCG-K66P is compatible with both IEEE 802.11b and IEEE 802.11g (Wi-Fi) Wireless LAN standards.

* A 2.4GHz Wireless LAN Access Point must be within range.

The difference between IEEE 802.11 Wireless LAN standards

Currently, 802.11b is the most commonly available of the 3 competing standards, and 802.11g is being downwardly compatible with 802.11b. In environments where only 802.11g is activated, 802.11g offers a fast data transfer rate of up to 54Mbps, the same rate as 802.11a. If both 802.11b and 802.11g signals are present, the maximum 802.11g transfer rate is reduced to that of 802.11b. The 802.11a standard receives the least interference from other signals.

	802.11a	802.11b	802.11g
Frequency range	5.0GHz	2.4GHz	2.4GHz
Data transfer rate	Up to 54Mbps	Up to 11Mbps	Up to 54Mbps*
Interference	Presently very little	Bluetooth™, microwave ovens, cordless phones, RF lighting, 802.11b	Bluetooth™, microwave ovens, cordless phones, RF lighting, 802.11b
Advantages	Fast & more stable connection than 802.11b and 802.11g	Most commonly available	Downwardly compatible with 802.11b

* In environments where only 802.11g is activated. If both 802.11b and 802.11g signals are present, the maximum data transfer rate of 802.11g will be reduced to that of 802.11b (up to 11Mbps).

Easy expandability

The VAIO PCG-K66P is well equipped to cater to your wider needs. It links with large monitors and connects to networks with absolute ease. Via USB 2.0 and i.LINK connectors, as well as a Memory Stick slot, you have fast, direct links to Handycams*, Cyber-shots* and portable devices such as Net MD Walkmans.

* Availability depends on region.

Printer connector lets you connect peripherals used with previous PCs

Have you thought about throwing away your old printers because PCs are not usually compatible with them? Most notebook PCs today have only USB ports. But thanks to the PCG-K66P's printer connector, new or old models can be connected without problems. These "legacy connectors" help you take advantage of equipment you may already own.

Extend your movie viewing pleasure


It's only natural that you'll want to watch your DVDs on a larger TV screen. A standard feature on the PCG-K66P, the AV Out connector makes connecting this PC to your TV's video and audio input connectors so simple. Why not show off DVDs that you created on a big TV screen?

PCG-K66P


Front



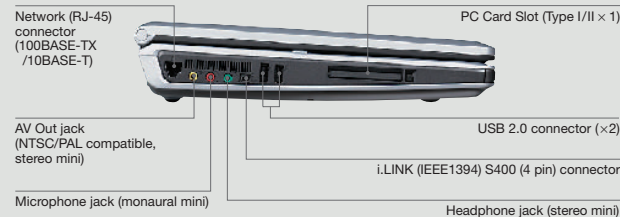
Top



Right



Left



Rear



Note: Actual products may differ in appearance from photos shown.

Powerful software for creative minds.

Almost anything you can imagine, you can create and communicate on VAIO. Powerful software capabilities make professional level image editing and music production simple and fun for everyone.

Click to DVD

Simply connect your DV or MICROMV Handycam* via i.LINK cable and click once. Your VAIO will automatically create a Hollywood-style DVD, ideal for viewing on the larger screen of your TV. Adding chapter menus and various templates, trimming, editing and importing still images for Album and Slideshow with your favourite music is a breeze. And to make selecting your memories easier, Sony's exclusive Click to DVD lets you navigate your masterpiece with convenient motion thumbnails.



How long does it take to create a DVD?

If your DV source is 60 minutes long, Click to DVD takes a total of about 160-180 minutes to create a DVD. And burning another copy takes only around 30 minutes (DVD-R) or 60 minutes (DVD-RW).



Drag'n Drop CD+DVD

Remarkable Drag'n Drop CD+DVD software lets you write on DVD±R/RW and CD-R/RW media by simply dragging and dropping files with your mouse! The software includes Music Box for creating music CDs, Data Box for creating data to CDs and DVDs, and Disc Backup Box for creating copies of data CDs.

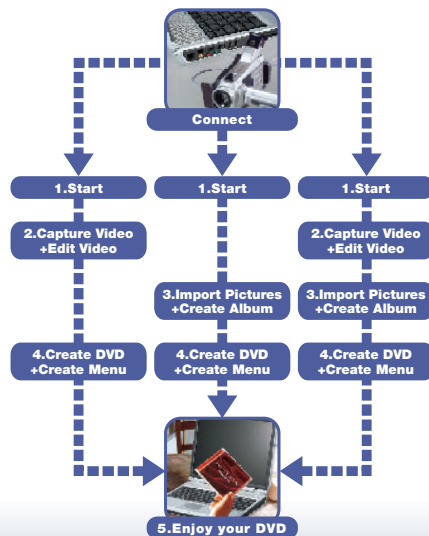
One-click create One-click automatic DVD recording

Just connect the VAIO with your DV or MICRO MV Handycam* via i.LINK cable, launch Click to DVD Automatic Mode, and click the "Create DVD" button. Sit back, relax for a while... and enjoy your own DVD!



Edit create Creative control over DVD production

Type a title, choose a movie or still image setting, and select a menu background. Then capture video content, reorder and rotate images to create an album or slideshow, import pictures, trim or rearrange footage, attach music, and add chapter titles. Then enjoy DVD... the way you like it!



Handycam*



DVgate Plus

You can import movies from DV or MICROMV Handycams* by simply connecting and using the one click button. Then edit your movies with Adobe® Premiere® 6 LE and export them to DV or MICROMV Handycam* equipment (MPEG1 and MPEG2 file export also possible), or record them to DVD using Click to DVD. DVgate Plus makes every step easy.



Adobe® Premiere® 6 LE

This professional video editing software lets you easily create and edit your own Hollywood-quality videos. Just place visual materials along a timeline window, then drag and drop to rearrange them. You can add sophisticated titles, transitions and use Sony's VAIO Edit Components ver.3.0 plug-in to edit MPEG files, monitor your work on a TV and much more. Then export the results to Click to DVD and realise your movie making potential!



Net MD Walkman*



SonicStage

You can download music easily from the Internet and transfer music to portable audio players. Or record and store music freely on your hard disk for "play" like a jukebox. And when you want your music "to go", just "check out" tracks onto a Mini Disk (MD). You can also create an original compilation CD with the CD-R on your VAIO.




SonicStage Mastering Studio

This advanced music mastering software lets you import analogue music — including old LP records and cassette tapes — edit the music, and write your own high-quality optimised CDs. (EDIROL AUDIO capture UA-5 USB audio interface device from Roland is required for analogue stereo music import.) Leading features include Super Bit Mapping, four high-performance third-party effecter modules, and support for recording in a 24bit/96KHz sampling mode.



Cyber-shot*



PictureGear Studio

By connecting your VAIO with your digital camera via USB cable, or inserting Memory Stick media, you can automatically import photos to VAIO's hard drive. Since photos are displayed as thumbnails on the screen, browsing is a breeze. You can also create screensavers and slideshows, as well as photo albums you can print or save as PDF files.



Adobe® Photoshop® Elements

Creating and editing your digital images has never been easier, thanks to Adobe® Photoshop® Elements. These state-of-the-art image editing tools free you to explore your creativity. After personalising your photos, you can print them, email them or post them on the Web. It's the fun way to master the elements of digital imaging.

COMMUNICATION



Visual Communication Camera*



Network Smart Capture

This handy tool for visual communication lets you capture still and moving images from a Digital Handycam* connected via i.LINK cable or optional Visual Communication Camera (PCGA-UVC11)*. You can even take images automatically at intervals with a Web camera. The images can be attached to email or uploaded to your Web site.



Specifications

Model	PCG-K66P
Microprocessor	Intel® Pentium® 4 Processor 2.80GHz*1
Operating System	Microsoft® Windows® XP Professional (English version)
Chipset	ATI Technologies Inc. RADEON™ IGP345M/ Ali M1535+
Processor System Bus	533MHz
Memory Bus	266MHz
Cache Memory	L2 Cache: 512KB (on CPU)
Main Memory	512MB DDR SDRAM 256MB × 2 (upgradeable up to 1GB)*2, 2 SO-DIMM slots (The pre-installed memory module uses two)
Hard Disk	60GB (C: 15GB, D: 45GB) Ultra ATA/100
Optical Drive	DVD±RW Drive Maximum reading speed: DVD+R, DVD+RW: 4× / DVD-R, DVD-RW: 4× / DVD-ROM: 8× / CD-R, CD-ROM: 24× Maximum writing speed: DVD+R, DVD+RW: 2× / DVD-R, DVD-RW: 2× / CD-R: 16× / CD-RW: 8×
Graphics Accelerator	• Dual display compatible • 3D graphics acceleration compatible • ATI Technologies Inc. MOBILITY™ RADEON™9200
Video Memory	64MB
Display	15.0" XGA (1024x768) TFT colour display
Interfaces	• USB 2.0 × 3*3 • i.LINK (IEEE1394) S400 (4pin) • Network (RJ-45) connector (100BASE-TX/10BASE-T) • Headphone jack (stereo mini) • Microphone jack (monaural mini) • Printer port (D-SUB 25 pin) • AV out jack (NTSC/PAL compatible, stereo mini) • Monitor connector (VGA, Mini D-SUB 15 pin) • Modular (RJ-11) connector • Memory Stick slot*4(Memory Stick PRO compatible*5)
Wireless LAN	• Integrated Wireless LAN IEEE 802.11b/802.11g*6 • Data rate: maximum 11Mbps (802.11b) / 54Mbps (802.11g) *7 • Frequency: 2.4GHz
Modem	V.92 and V.90 compliant
PC Card Slot	Type I/II × 1, CardBus support
Audio	• Windows® sound system compatible • AC97 compliant • Software MIDI sound generator • Stereo speakers
Keyboard/Input Device	• ca 19mm Key pitch / ca 3mm Key stroke • 86 Keys • Intelligent Touchpad
Battery	PCGA-BP2NX Lithium-ion battery: Up to 1.5 to 2.5 hours of use*8
Dimensions (W × H × D)	329.0 × 42.0 - 56.0 × 277.5mm
Weight	Approx. 3.5kg (including the supplied battery)
Software Applications	• Adobe Reader 6 • Adobe Photoshop Elements 2.0 • Adobe Premiere 6 LE • Easy Systems Drag'n Drop CD+DVD 3.0 • InterVideo WinDVD 5 for VAIO • QuickTime 6.1 • RealNetworks RealOne Player • Sony Click to DVD 1.4 • Sony DVgate Plus 1.2 • Sony Network Smart Capture 1.2 • Sony Notebook Setup 3.5 • Sony PictureGear Studio 2.0 • Sony SonicStage 1.6 • Sony SonicStage Mastering Studio 1.1 • Sony VAIO Edit Components 3.0 • Symantec Norton AntiVirus 2003
Supplied Accessories	• AC adapter (PCGA-AC19V7) • Lithium-ion battery (PCGA-BP2NX)
Warranty	One year*9

*1 CPU speed will be reduced under certain operating conditions. *2 By removing two pre-installed 256MB memory modules and adding two 512MB memory modules. *3 High-speed/Full-speed/Low speed compatible. *4 Supports high speed data transfer with parallel interface on Memory Stick PRO. Does not support MagicGate copyright protection technology. *5 MagicGate copyright protection technology cannot be applied to Memory Stick PRO. *6 IEEE 802.11g products are capable of communicating with widely used IEEE 802.11b products. When both products are deployed in the same environment, high-speed communications are disabled and the communication speed may be reduced. *7 The communication speed varies depending on the distance between communication devices, existence of obstacles between such devices, the device configuration, the radio conditions, and the software in use. In addition, communication may be cut off depending on the radio conditions. *8 Estimated battery life. When the power-saving mode is on. Actual battery life may vary with different operating conditions and settings. Battery life under JEITA Battery Run Time Measurement Method (ver.1.0) is approximately 2 hours for PCGA-BP2NX. For further details, please visit vaio-online.sony.com. *9 Warranty conditions may vary by region.

The trademarks, including but not limited to "SONY", "VAIO", and "Memory Stick" are either trademarks or registered trademarks of Sony Corporation and/or its subsidiaries. Adobe, Adobe Photoshop, Adobe Reader and Adobe Premiere are trademarks of Adobe Systems Incorporated in the United States and/or other countries. Intel and Pentium are either trademarks or registered trademarks of Intel Corporation. Microsoft and Windows are either trademarks or registered trademarks of Microsoft Corporation in the United States and other countries. QuickTime and the QuickTime logo are trademarks of Apple Computer, Inc., registered in the U.S. and other countries. RealNetworks and RealOne Player are the trademark or registered trademark of RealNetworks, Inc. All other product and brand names may be trademarks or registered trademarks of their respective owners. Features and specifications are subject to change without notice. Whilst information given is true at time of printing, small production changes in the course of our company's policy of improvement through research and design might not necessarily be included in the specifications. E&OE. Actual models may differ slightly in appearance to illustrations provided.

Sony recommends Microsoft® Windows® XP Professional for Mobile Computing.

VAIO ONLINE : <http://vaio-online.sony.com/>

- Sony Headquarters
7-35 Kitashinagawa 6-chome, Shinagawa-ku, Tokyo 141-0001
- Sony Marketing (Japan) Inc
10-18 Takanawa 4-chome, Minato-ku, Tokyo 108-0074
- Sony Customer Information Center
 - ◎For information about how to purchase or use our products, and for other assistance, please call our Customer Hotline.
 - Navi-dial 0570-00-3311**
(Available throughout Japan at local call rates.)
 - Mobile/PHS phone callers please dial **03-5448-3311**.
 - Service available Mon. to Fri. 9:00 a.m. to 8:00 p.m. and on Sat., Sun. and holidays 9:00 to 5:00 p.m.
- Sony Showroom
Tokyo: Sony Bldg., 3-1 Ginza 5-chome, Chuo-ku, (03)3573-2563
Osaka: Sony Tower, 1-10, Shinsaibashisuji 1-chome, Chuo-ku, (06)6251-2403